
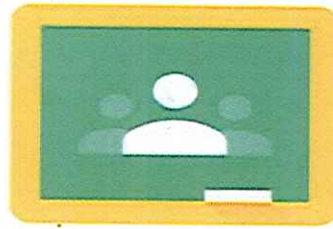



Google Chrome



Google Drive



Google Classroom



Gmail



Google Meet

Much of what is being provided for students is within the Google platform. Here is what you need to know for logging in.

1. Open a Google Chrome internet browser.




2. In the top right hand corner of the screen, there is a sign in button. Click on it.



3. Type in the student SPERD email account information. For example, if my name is Carly Smith, I would type **smitcarl@students.sperd.ca**

4. Now type in the student password. Students have been using this regularly and should know it.

5. You are now signed in to Google and can easily access the different platforms. These are most easily accessed by clicking on the 'waffle' in the top right hand corner of the screen.



6. Once the 'waffle' is clicked, the icons for Google Drive, Google Classroom, Google Meet, and Gmail will be available for you to click.

If you are having any trouble at all, email Corinne Pashko, Assistant Principal, at pashcori@sperd.ca